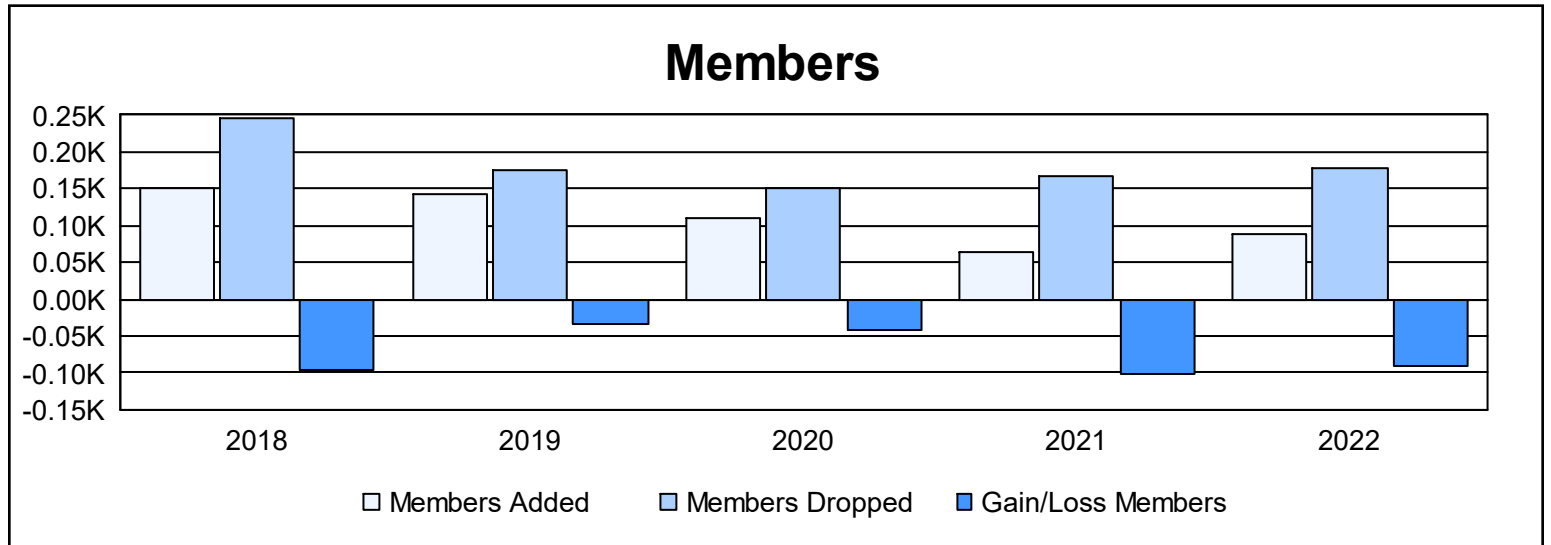
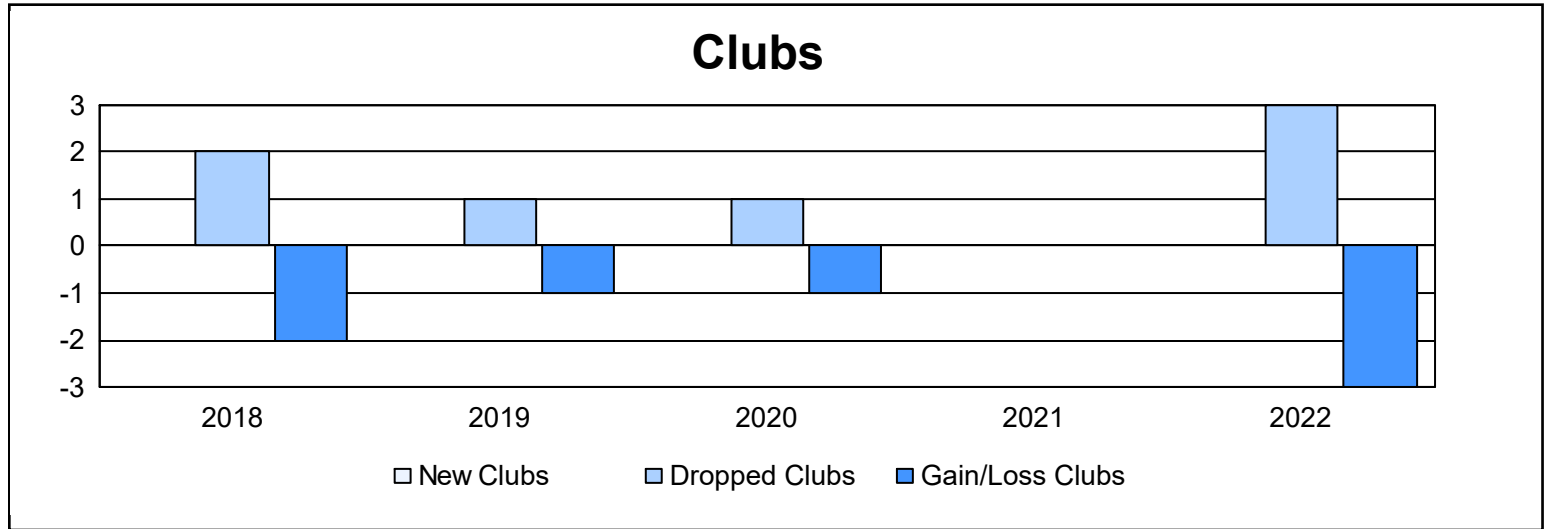
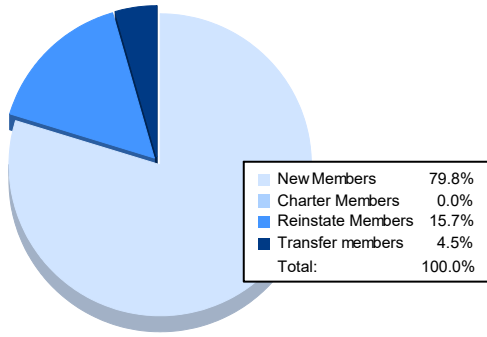


Year	New Clubs	Dropped Clubs	Gain/ Loss Clubs	New Members	Charter Members	Reinstate Members	Transfer Members	Total Member Added	Total Members Dropped	Gain/ Loss Members
2017-2018	0	2	-2	127	0	13	10	150	247	-97
2018-2019	0	1	-1	126	0	10	6	142	176	-34
2019-2020	0	1	-1	82	11	12	5	110	151	-41
2020-2021	0	0	0	50	0	4	11	65	166	-101
2021-2022	0	3	-3	71	0	14	4	89	179	-90
<b>Average</b>	<b>0</b>	<b>1</b>	<b>-1</b>	<b>91</b>	<b>2</b>	<b>11</b>	<b>7</b>	<b>111</b>	<b>184</b>	<b>-73</b>



### Membership Composition June 2022 Cumulative



### Gender Composition June 2022 Cumulative

